

# BC9306S LED Explosion Proof Light (Bracket)

**TORMIN**



IECEX

ATEX

CE

RoHS  
LM79  
LM84

IP  
66

Ta  
40/55

Ta  
-50



Ex marking: Ex db e IIC T6/T5/T4 Gb  
Ex tb IIIC T80°C/T95°C/T130°C Db,IP66

## Application

- Ideal to be used in the oilfield, chemical industry, offshore drilling platform, steel industry, petroleum etc.
- Gas explosive environment: Group IIA, IIB, IIC.
- Zone 1, zone 2; zone 21, zone 22.




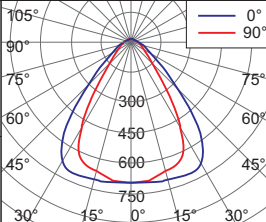

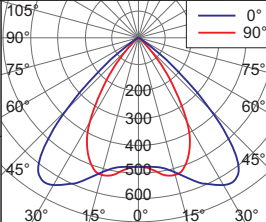

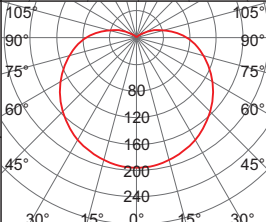

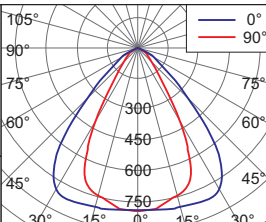

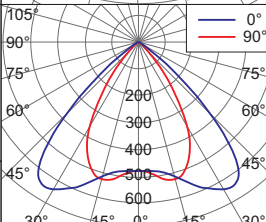

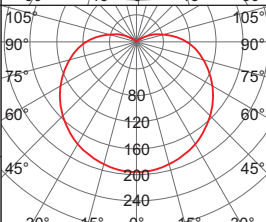
## Characteristics

- It is made using a special aluminum housing, all exposed fasteners and bracket adopt 304 stainless steel. Using high-tech anti-corrosion surface treatment technology, suitable for long-term highly corrosive environment of offshore oil platforms, oil drilling platform, chlor-alkali, vulcanization cyanide, etc.
- A full range of high conductivity material accelerate convection cooling structure, effective guarantee long-term use in high temperature environments.
- Variety of light distribution, variety of installation types, an effective solution to beautify workshop and device platform.
- The shell is made of high-tech surface coating technology, corrosion resistant, waterproof and dust proof, suitable for harsh environments.
- Optoelectronic integrated technology, no dark spot, no ghosting, the average light efficiency of whole lamp can reach to 120 lm/W, energy-saving is 60% more than Metal Halide Lamp.
- Taiwan Meanwell power supply or same quality power supply, power factor above 0.98, high reliability and long time service life.
- Independent wiring chamber, safe and easy installation and maintenance.
- Quick replay light source without welding.
- Intelligent control functions can be realized.( Dimming: 1-10VDC, PWM, Carrier, DALI, etc.)

## Main Specification

Item	Technical Parameters
Input voltage (V)	90~264VAC
	18~43VAC/ 18~55VDC
Rated frequency	50Hz / 60Hz
Light source	LED
CRI (Ra)	70 (80 optional)
Life time (h)	50,000
CCT	5000K(3000K/4000K optional)
Cable entry	M20×1.5, NPT1/2"
Terminals	Multi core: $\leq 2.5\text{mm}^2$
	Single core: $\leq 4\text{mm}^2$
Dimension (mm)	245×260×270
Net weight (kg)	4.9

### Ordering reference

Ordering reference	Picture	Rated Wattage (W)	Light output (lm)	Space height ratio	Mounting height (m)	Light distribution curve(1000cd/lm)	Equivalent to
							MH
BC9306S-L30-60°×80°		30W	3500	1.25	3~6m		70W
BC9306S-L40-60°×80°		40W	4600				100W
BC9306S-L50-60°×80°		50W	5600		5~8m		100~150W
BC9306S-L60-60°×80°		60W	6900				150W
BC9306S-L80-60°×80°		80W	8800				175W
BC9306S-L30-90°×110°		30W	3400	1.75	3~6m		70W
BC9306S-L40-90°×110°		40W	4400				100W
BC9306S-L50-90°×110°		50W	5600		5~8m		100~150W
BC9306S-L60-90°×110°		60W	6700				150W
BC9306S-L80-90°×110°		80W	8400				175W
BC9306S-L30-200°		30W	2800	1.75	3~6m		70W
BC9306S-L40-200°		40W	3700				100W
BC9306S-L50-200°		50W	4500		4~8m		100~150W
BC9306S-L60-200°		60W	5400				150W
BC9306S-L80-200°		80W	6800				175W
Input voltage: 18~43VAC/ 18~55VDC							
BC9306S-L25L-60°×80°		25W	2900	1.25	3~6m		70W
BC9306S-L40L-60°×80°		40W	4600		5~8m		100W
BC9306S-L60L-60°×80°		60W	6900		150W		
BC9306S-L25L-90°×110°		25W	2700	1.75	3~6m		70W
BC9306S-L40L-90°×110°		40W	4400		5~8m		100W
BC9306S-L60L-90°×110°		60W	6700		150W		
BC9306S-L25L-200°		25W	2400	1.75	3~6m		70W
BC9306S-L40L-200°		40W	3700		5~8m		100W
BC9306S-L60L-200°		60W	5400		150W		

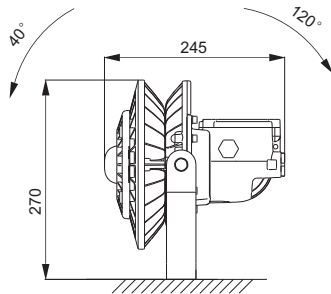
Note 1: Lens can be customized 40°, 60°, 80°, 100°

# BC9306S LED Explosion Proof Light (Bracket)

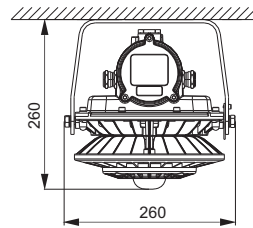
**TORMIN**

Drawing of dimension (Dimensions in mm)

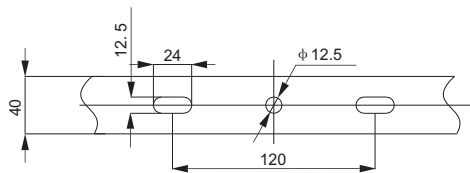
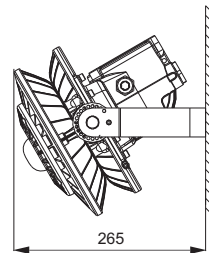
**Seat mounting**



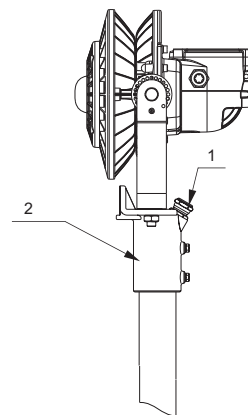
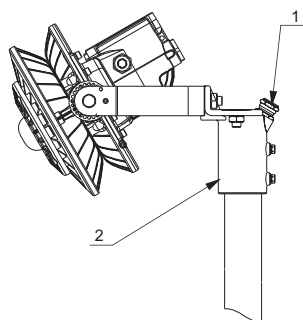
**Ceiling mounting**



**Side wall mounting**



**Pole mounting**



Accessories ordering information(optional)

Ordering reference	Item no	Specification	quantity	note
P07	1	Water proof plug M20	1	φ 8~ φ 12mm cable
	2	Vertical Mounting pole	1	φ 40~ φ 50mm pole