

IP
66

Ta
60

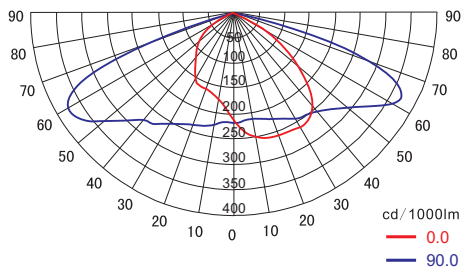
Ta
-20



Executive standard: GB7000/GB17625/GB17743



Light distribution curve



Application

This product is widely used in main roads, secondary roads, branch lines, factory roads, small parks, courtyards, auxiliary roads, pedestrian passages and other areas inside and outside the factory.

Characteristics

- Can follow up on local specific conditions and flexibly customize high lumens and high luminous flux solutions;
- Integrated design scheme, easy to install. All accessories can be replaced, with low maintenance costs.
- Intelligent controller cooperates with infrared sensor or microwave sensor to ensure longer lighting time.
- Using high-efficiency monocrystalline silicon solar panels, the conversion efficiency is as high as 19.8%; the battery pack uses Class A 32650 lithium iron phosphate batteries with excellent performance.
- Use special connectors with clear colors to prevent misconnection.
- Adjustable mounting arm design, multi-angle adjustable. Suitable for many kinds of light poles and many latitudes.
- Professional waterproof design, protection grade reaches IP66.
- Can resist 65m/s gale.

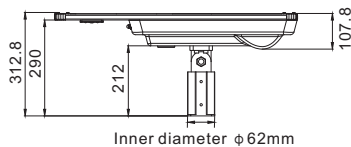
Main Specification

Item	Technical Parameter
Rated wattage	30~80W
Rated voltage	12V
Charging time	6h
Operating hours	2 days~3 days
Light source	LED
CCT	2200K~6500K
Light efficiency	> 150 lm/W

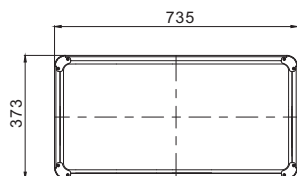
Ordering Reference

Model number	Rated wattage (W)	Solar panel spec	Light output (lm)	Lithium iron phosphate battery spec	Dimension(mm)	Mounting height (m)	Net weight (kg)	Equivalent to
								HPS
ZY8705B-L30	30W	Monocrystalline silicon 18V 40W	>4500	12.8V 18AH	735×373×312.8	2~3	10.7	70W
ZY8705B-L40	40W	Monocrystalline silicon 18V 50W	>6000	12.8V 24AH	880×373×312.8			70W
ZY8705B-L50	50W	Monocrystalline silicon 36V 60W	>7500	25.6V 16.5AH	998×373×312.8	4~8	13	100W
ZY8705B-L60	60W	Monocrystalline silicon 36V 80W	>9000	25.6V 18AH	1352×373×312.8			1500W
ZY8705B-L80	80W	Monocrystalline silicon 36V 100W	>12000	25.6V 22AH	1482×373×312.8			175W~250W

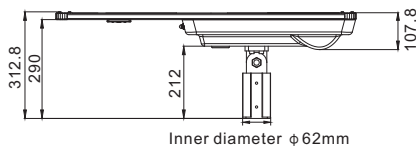
Installation and selection



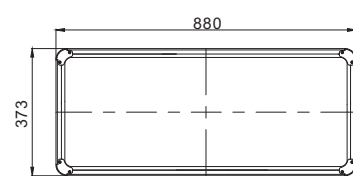
Inner diameter φ 62mm



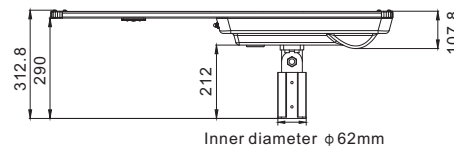
ZY8705B-L30



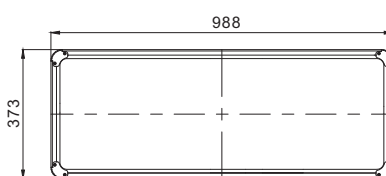
Inner diameter φ 62mm



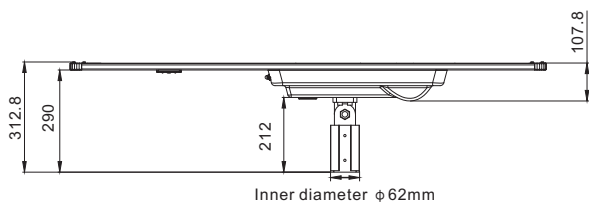
ZY8705B-L40



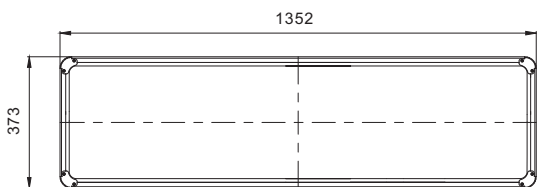
Inner diameter φ 62mm



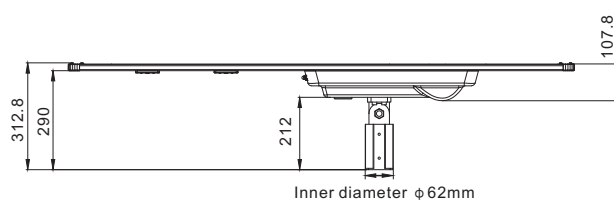
ZY8705B-L50



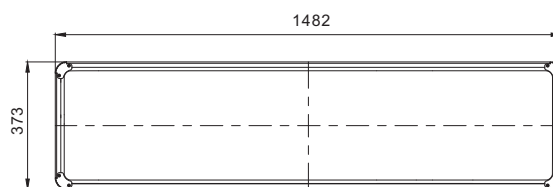
Inner diameter φ 62mm



ZY8705B-L60



Inner diameter φ 62mm



ZY8705B-L80